

# Faculty: Helpful Tips

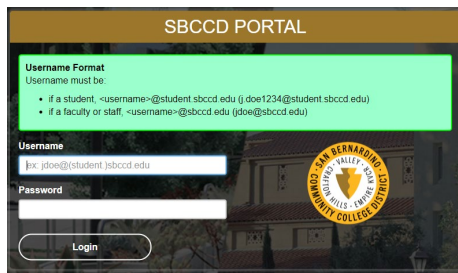


## Login

### CANVAS

<http://sbccd.instructure.com>

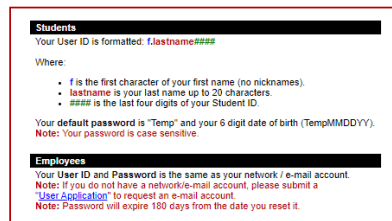
Username: **<username>@sbccd.edu** (jdoe@sbccd.edu)  
and **Password** (same credentials used for Webadvisor)



### LOGIN TO WEBADVISOR

Campus Website → login → Webadvisor  
**<username>** and **Password**


\*You are required to change your password every 120 days



User ID   
Password   
Hint

### EMAIL OR OFFICE 365

**<Username>@sbccd.cc.ca.us** (jdoe@sbccd.cc.ca.us)  
and **Password** (same credentials used for Webadvisor)



## Help Desk

FOR CANVAS HELP, FACULTY, AND STUDENTS

### SEARCH THE CANVAS GUIDES

In Canvas clicking on the Help icon on the left side  
Clicking on SEARCH THE CANVAS GUIDES

### SUBMIT A TICKET

In Canvas clicking on the Help icon on the left side  
Selecting **REPORT A PROBLEM**

### AFTER HOURS CANVAS ONLY HELP (NIGHTS AND WEEKENDS)

San Bernardino Valley College- **1.844.612.7420**

Crafton Hills- **1.844.592.2204**

\***Not able to assist with passwords or course enrollments**

### DISTRICT-WIDE HELP DESK

Tickets can be created through <http://stac.sbccd.org> or  
phone call M-F from 8am-5pm **909-384-4357**

## Canvas Add-Ons

### PUBLISHERS CONTENT

**SUBMIT A HELP DESK TICKET REQUESTING TO ADD THE PUBLISHER LTI.** We must contact the vendor and they will send us technical information to put into our system and then test it out to make sure everything is connecting.

### TOOLS AVAILABLE

PART OF OEI: NetTutor  
Vericite- Plagiarizing detection  
3CMedia-Video and file repository  
ConferZoom-Video Conference solution  
Starfish-Early warning detection

## Student and Faculty Resources

### STUDENT RESOURCES

Student Resources:

<https://sbccd.instructure.com/courses/18493>

**ONLINE READINESS MODULE:** The Online Readiness Module can be accessed by students by going directly to the course using the following link

[Crafton Hills College Quest for Online Success  
\(https://sbccd.instructure.com/courses/3157\)](https://sbccd.instructure.com/courses/3157)

[SB Valley College Quest for Online Success  
\(https://sbccd.instructure.com/courses/58\)](https://sbccd.instructure.com/courses/58)

The first time students access the Quest course, they can choose "**Join this course**" on the right side to enroll. Joining will place the course directly on the student's Canvas Dashboard, keep track of the student's progress, or to access additional resources.

### FACULTY RESOURCES

Faculty Resources:

<https://sbccd.instructure.com/courses/20> You can also click "**Join this course**" to self-enroll and also have the course appear on your dashboard.

### SELF-PACED INTRO TO CANVAS:

<https://sbccd.instructure.com/courses/32>

## Canvas FAQ's

**Q. WHEN ARE CANVAS COURSE SHELLS AVAILABLE TO VALLEY AND CRAFTON INSTRUCTORS?**

A. Courses are available once the instructor of record is assigned. By default, every course section offered gets a course shell. It's up to faculty to decide whether or not to use.

**Q. WHEN AFTER REGISTERING DO STUDENTS HAVE ACCESS TO CANVAS AND CAN SEE THEIR COURSES?**

A. Canvas updates at every 4 hours starting at 12am. Depending on when their registration is completed it may take up to 8 hrs before they can access Canvas. Faculty must publish the course for students to have access.